

ICS
CCS

ICS
CCS

Q/LB. XXXX-XXXX

T/CSSS

T/CSSS XXXX—XXXX

Determination of isokinetic muscle strength for athletes

2023-05-09

1

2

3

4

5

6

7

8

1

2

3

4

5

a)

b)

c)

d)

e)

f)

g)

h)

°

°

“ ” “ ”

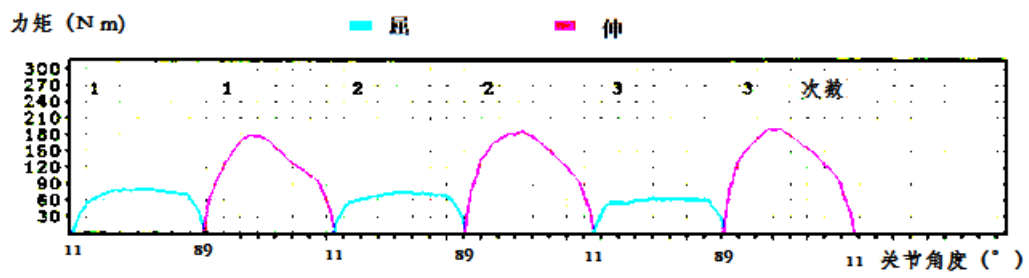
	环境检查	设备检查		
[Redacted Content]				

a)

“ ” “ ” “ ” “ ” “ ” “ ”

“ ”

b)



“ 〇 ”

“ 〇 ”

--	--	--	--

	peak torque (PT)		N·m
	average peak torque (APT)		N·m
	angle of peak torque (AOPT)		°
	peak torque/body weight (PT/BW)		N·m/kg
	peak torque flexion/extension (F/E)		%
	total work (MW)		J
	peak work (PW)		J
	average work (AW)		J
	peak power (PP)		W
	average power (AP)		W

A

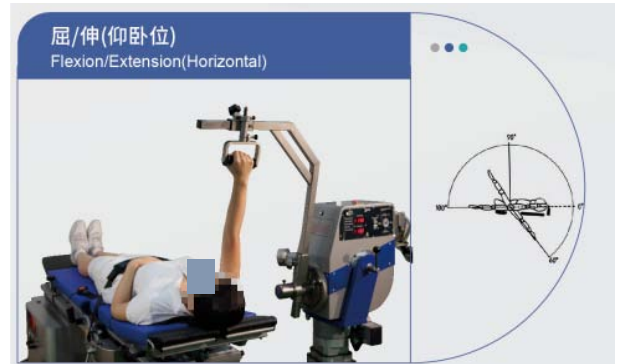
				0°	
			60°/s 180°/s	-30 70° 20 120°	
	/		60°/s 180°/s 240°/s	90° -20 90° 90° -70 90°	
			60°/s 180°/s	40 150°	
	/		60°/s 240°/s	-80 80°	
			60°/s 240°/s	-70 80° -30 20°	
			60°/s 180°/s	10 120°	
			60°/s 180°/s 240°/s	10 90	
	/		30°/s 60°/s 180°/s 240°/s	20 35° 90° -20 50°	
			60°/s	-30 30°	

			0°/s		
			60°/s 0°/s	-30 30°	
			30 cm/s 95 cm/s	70 140	

B



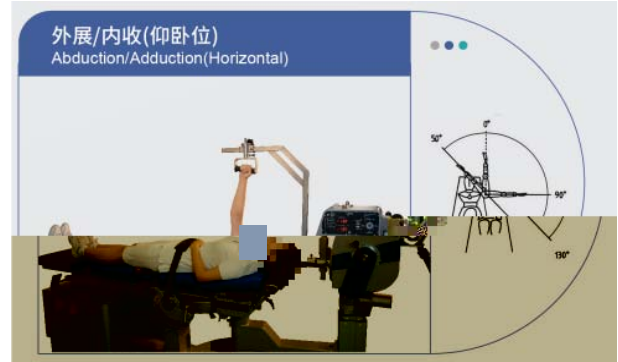
B. 1.1 /



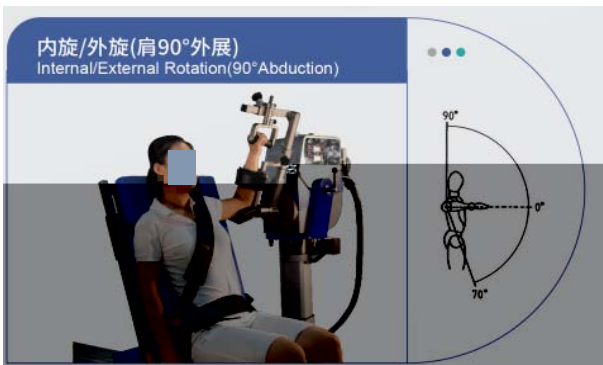
B. 1.2 /



B. 1.3 /



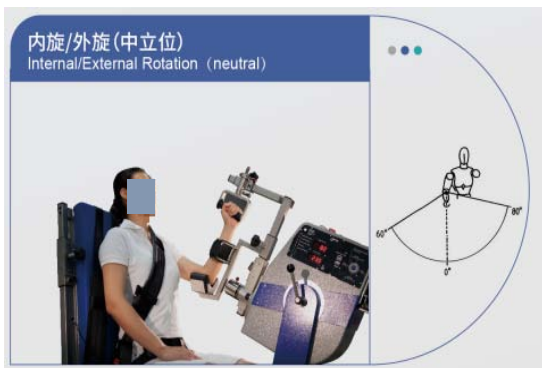
B. 1.4 /



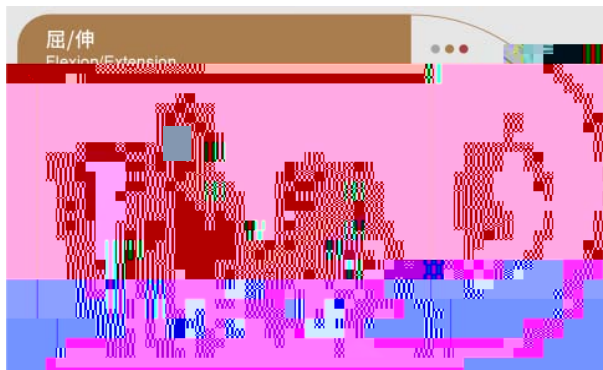
B. 1.5 / 90



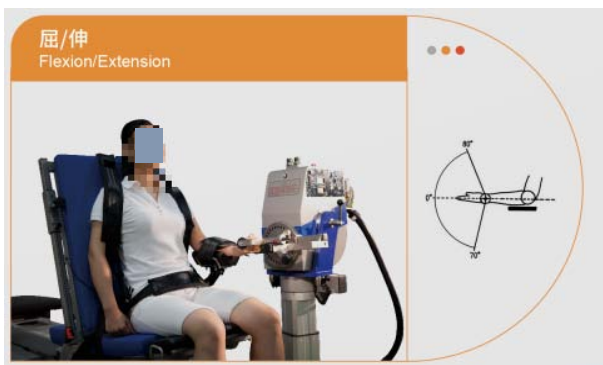
B. 1.6 / 90



B. 1. 7 /




B. 2. 1 /




B. 3. 1



B. 3. 2 /



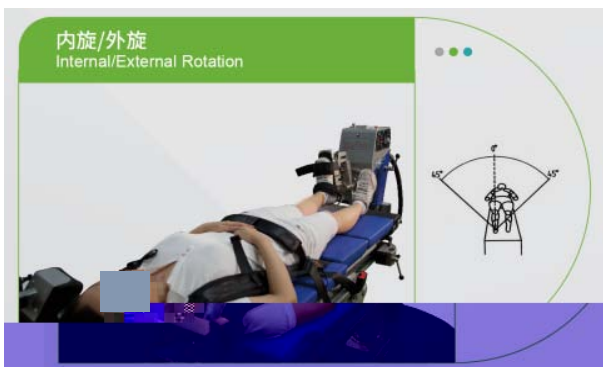
B. 4 /



B. 5. 1




B. 5. 2 /




B. 5. 3 /



B. 6. 1




B. 6. 2 /




B. 7. 1



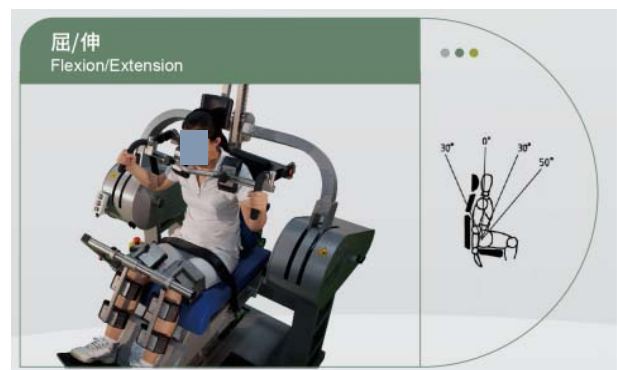
B. 7. 2



B. 7. 3 /



B. 8. 1



B. 8. 2



B. 9



- [1]. Perrin DH. Isokinetic exercise and assessment [M]. Human Kinetics, 1993.
- [2]. . [M]. : 2004 1-15, 23-24.
- [3]. Parcell A C, Sawyer R D, Tricoli V A, et al. Minimum rest period for strength recovery during a common isokinetic testing protocol[J]. Medicine and science in sports and exercise, 2002, 34(6): 1018-1022.
- [4]. Stratford P W, Bruulsema A, Maxwell B, et al. The effect of inter-trial rest interval on the assessment of isokinetic thigh muscle torque[J]. Journal of Orthopaedic & Sports Physical Therapy, 1990, 11(8): 362-366.
- [5]. Parcell A C, Sawyer R D, Tricoli V A, et al. Minimum rest period for strength recovery during a common isokinetic testing protocol[J]. Medicine and science in sports and exercise, 2002, 34(6): 1018-1022.
- [6]. Wilhite M R, Cohen E R, Wilhite S C. Reliability of concentric and eccentric measurements of quadriceps performance using the KIN-COM dynamometer: the effect of testing order for three different speeds[J]. Journal of Orthopaedic & Sports Physical Therapy, 1992, 15(4): 175-182.
- [7]. Nichola Ratamess. ACSM [M]. . : , 2018.
- [8]. , , .Isomed 2000 [J]. ,2014,50(05):100-106.
- [9]. H. Lund, K. Sondergaard, T. Zachariassen, et al. Learning effect of isokinetic measurements in healthy subjects, and reliability and comparability of Biodex and Lido dynamometers[J]. Clin Physiol Funct Imaging, 2005, 25:75–82.
- [10]. M.C. Thompson, L.G. Shingleton, S.T. Kegerreis. Comparison of values generated during testing of the knee using the Cybex II Plus and Biodex Model B-2000 isokinetic dynamometers[J]. Journal of Orthopaedic & Sports Physical Therapy, 1989, 11(3): 108-115.
- [11]. [M]. 2004.
- [12]. GA/T 1661-2019
-